

# FORM NO. MGT-7

[Pursuant to sub-Section(1) of section 92 of the Companies Act, 2013 and sub-rule (1) of rule 11of the Companies (Management and Administration) Rules, 2014]



## Annual Return (other than OPCs and Small Companies)

Form language ☒ English ☐ Hindi

Refer the instruction kit for filing the form.

### I. REGISTRATION AND OTHER DETAILS

(i) \* Corporate Identification Number (CIN) of the company

L21019WB1981PLC034161

Pre-fill

Global Location Number (GLN) of the company

\* Permanent Account Number (PAN) of the company

AABCG1428Q

(ii) (a) Name of the company

EMAMI PAPER MILLS LIMITED

(b) Registered office address

687, ANANDAPUR, 1ST FLOOR  
E M BYPASS  
KOLKATA  
Kolkata  
West Bengal  
700107



(c) \*e-mail ID of the company

dbanthiya@emamipaper.com

(d) \*Telephone number with STD code

03366136264

(e) Website

www.emamipaper.com

(iii) Date of Incorporation

26/09/1981

(iv)	Type of the Company	Category of the Company	Sub-category of the Company
	Public Company	Company limited by shares	Indian Non-Government company

(v) Whether company is having share capital

☒ Yes

☐ No

(vi) \*Whether shares listed on recognized Stock Exchange(s)

☒ Yes

☐ No

(a) Details of stock exchanges where shares are listed

S. No.	Stock Exchange Name	Code
1	BOMBAY STOCK EXCHANGE LIMITED	1
2	NATIONAL STOCK EXCHANGE	1,024

(b) CIN of the Registrar and Transfer Agent

U20221WB1982PTC034886

Pre-fill

Name of the Registrar and Transfer Agent

MAHESHWARI DATAMATICS PVT LTD.

Registered office address of the Registrar and Transfer Agents

23, R.N. Mukherjee Road 5th Floor NA  
Kolkata

(vii) \*Financial year From date 01/04/2023 (DD/MM/YYYY) To date 31/03/2024 (DD/MM/YYYY)

(viii) \*Whether Annual general meeting (AGM) held ☐ Yes ☒ No

(a) If yes, date of AGM

(b) Due date of AGM

30/09/2024

(c) Whether any extension for AGM granted

☐ Yes ☒ No

(f) Specify the reasons for not holding the same

## II. PRINCIPAL BUSINESS ACTIVITIES OF THE COMPANY

\*Number of business activities

1

S.No	Main Activity group code	Description of Main Activity group	Business Activity Code	Description of Business Activity	% of turnover of the company
1	C	Manufacturing	C3	Wood and wood products, furniture, paper and paper products	100

## III. PARTICULARS OF HOLDING, SUBSIDIARY AND ASSOCIATE COMPANIES (INCLUDING JOINT VENTURES)

\*No. of Companies for which information is to be given

0

Pre-fill All

S.No	Name of the company	CIN / FCRN	Holding/ Subsidiary/Associate/ Joint Venture	% of shares held
1				

#### IV. SHARE CAPITAL, DEBENTURES AND OTHER SECURITIES OF THE COMPANY

##### (i) \*SHARE CAPITAL

###### (a) Equity share capital

Particulars	Authorised capital	Issued capital	Subscribed capital	Paid up capital
Total number of equity shares	80,000,000	60,499,050	60,499,050	60,499,050
Total amount of equity shares (in Rupees)	160,000,000	120,998,100	120,998,100	120,998,100

Number of classes

1

Class of Shares	Authorised capital	Issued capital	Subscribed capital	Paid up capital
EQUITY SHARES HAVING PAR VALUE OF RS.24				
Number of equity shares	80,000,000	60,499,050	60,499,050	60,499,050
Nominal value per share (in rupees)	2	2	2	2
Total amount of equity shares (in rupees)	160,000,000	120,998,100	120,998,100	120,998,100

###### (b) Preference share capital

Particulars	Authorised capital	Issued capital	Subscribed capital	Paid-up capital
Total number of preference shares	6,125,000	6,125,000	6,125,000	6,125,000
Total amount of preference shares (in rupees)	612,500,000	612,500,000	612,500,000	612,500,000

Number of classes

1

Class of shares	Authorised capital	Issued capital	Subscribed capital	Paid up capital
8% OPTIONALLY CONVERTIBLE NONCUMULATIVE				
Number of preference shares	6,125,000	6,125,000	6,125,000	6,125,000
Nominal value per share (in rupees)	100	100	100	100
Total amount of preference shares (in rupees)	612,500,000	612,500,000	612,500,000	612,500,000

###### (c) Unclassified share capital

Particulars	Authorised Capital
Total amount of unclassified shares	0

###### (d) Break-up of paid-up share capital

Class of shares	Number of shares			Total nominal amount	Total Paid-up amount	Total premium
<b>Equity shares</b>	Physical	DEMAT	Total			
<b>At the beginning of the year</b>	236,508	60,262,542	60499050	120,998,100	120,998,100	
				+	+	
<b>Increase during the year</b>	0	14,755	14755	0	0	0
i. Pubic Issues	0	0	0	0	0	0
ii. Rights issue	0	0	0	0	0	0
iii. Bonus issue	0	0	0	0	0	0
iv. Private Placement/ Preferential allotment	0	0	0	0	0	0
v. ESOPs	0	0	0	0	0	0
vi. Sweat equity shares allotted	0	0	0	0	0	0
vii. Conversion of Preference share	0	0	0	0	0	0
viii. Conversion of Debentures	0	0	0	0	0	0
ix. GDRs/ADRs	0	0	0	0	0	0
x. Others, specify		14,755	14755			
DEMAT DURING THE YEAR						
<b>Decrease during the year</b>	14,755	0	14755	0	0	0
i. Buy-back of shares	0	0	0	0	0	0
ii. Shares forfeited	0	0	0	0	0	0
iii. Reduction of share capital	0	0	0	0	0	0
iv. Others, specify	14,755		14755			
DEMAT DURING THE YEAR						
<b>At the end of the year</b>	221,753	60,277,297	60499050	120,998,100	120,998,100	
<b>Preference shares</b>						
<b>At the beginning of the year</b>	0	6,125,000	6125000	612,500,000	612,500,000	
				+	+	
<b>Increase during the year</b>	0	0	0	0	0	0
i. Issues of shares	0	0	0	0	0	0
ii. Re-issue of forfeited shares	0	0	0	0	0	0

iii. Others, specify				0	0	
NOT APPLICABLE						
<b>Decrease during the year</b>	0	0	0	0	0	0
i. Redemption of shares	0	0	0	0	0	0
ii. Shares forfeited	0	0	0	0	0	0
iii. Reduction of share capital	0	0	0	0	0	0
iv. Others, specify				0	0	
NOT APPLICABLE						
<b>At the end of the year</b>	0	6,125,000	6125000	612,500,000	612,500,000	

ISIN of the equity shares of the company

INE830C01026

**(ii) Details of stock split/consolidation during the year (for each class of shares)**

0

Class of shares		(i)	(ii)	(iii)
Before split / Consolidation	Number of shares			
	Face value per share			
After split / Consolidation	Number of shares			
	Face value per share			

**(iii) Details of shares/Debentures Transfers since closure date of last financial year (or in the case of the first return at any time since the incorporation of the company) \***

☒ Nil

[Details being provided in a CD/Digital Media]

☐ Yes ☐ No ☐ Not Applicable

Separate sheet attached for details of transfers

☐ Yes ☐ No

Note: In case list of transfer exceeds 10, option for submission as a separate sheet attachment or submission in a CD/Digital Media may be shown.

Date of the previous annual general meeting

Date of registration of transfer (Date Month Year) <input type="text"/>			
Type of transfer	<input type="text"/>	1 - Equity, 2- Preference Shares,3 - Debentures, 4 - Stock	
Number of Shares/ Debentures/ Units Transferred	<input type="text"/>	Amount per Share/ Debenture/Unit (in Rs.)	<input type="text"/>
Ledger Folio of Transferor		<input type="text"/>	
Transferor's Name	<input type="text"/>	<input type="text"/>	<input type="text"/>
	Surname	middle name	first name
Ledger Folio of Transferee		<input type="text"/>	
Transferee's Name	<input type="text"/>	<input type="text"/>	<input type="text"/>
	Surname	middle name	first name

Date of registration of transfer (Date Month Year) <input type="text"/>			
Type of transfer	<input type="text"/>	1 - Equity, 2- Preference Shares,3 - Debentures, 4 - Stock	
Number of Shares/ Debentures/ Units Transferred	<input type="text"/>	Amount per Share/ Debenture/Unit (in Rs.)	<input type="text"/>
Ledger Folio of Transferor		<input type="text"/>	
Transferor's Name	<input type="text"/>	<input type="text"/>	<input type="text"/>
	Surname	middle name	first name
Ledger Folio of Transferee		<input type="text"/>	
Transferee's Name	<input type="text"/>	<input type="text"/>	<input type="text"/>
	Surname	middle name	first name

**(iv) \*Debentures (Outstanding as at the end of financial year)**

Particulars	Number of units	Nominal value per unit	Total value
Non-convertible debentures	0	0	0
Partly convertible debentures	0	0	0
Fully convertible debentures	0	0	0
<b>Total</b>			0

**Details of debentures**

Class of debentures	Outstanding as at the beginning of the year	Increase during the year	Decrease during the year	Outstanding as at the end of the year
Non-convertible debentures	0	0	0	0
Partly convertible debentures	0	0	0	0
Fully convertible debentures	0	0	0	0

**(v) Securities (other than shares and debentures)**

0

Type of Securities	Number of Securities	Nominal Value of each Unit	Total Nominal Value	Paid up Value of each Unit	Total Paid up Value
<b>Total</b>					

**V. \*Turnover and net worth of the company (as defined in the Companies Act, 2013)****(i) Turnover**

19,938,406,410.06

**(ii) Net worth of the Company**

7,727,879,918.62

**VI. (a) \*SHARE HOLDING PATTERN - Promoters**

S. No.	Category	Equity		Preference	
		Number of shares	Percentage	Number of shares	Percentage
1.	Individual/Hindu Undivided Family				
	(i) Indian	5,657,126	9.35	0	0
	(ii) Non-resident Indian (NRI)	125,000	0.21	0	0
	(iii) Foreign national (other than NRI)	0	0	0	0

2.	Government				
	(i) Central Government	0	0	0	0
	(ii) State Government	0	0	0	0
	(iii) Government companies	0	0	0	0
3.	Insurance companies	0	0	0	0
4.	Banks	0	0	0	0
5.	Financial institutions	0	0	0	0
6.	Foreign institutional investors	0	0	0	0
7.	Mutual funds	0	0	0	0
8.	Venture capital	0	0	0	0
9.	Body corporate (not mentioned above)	39,576,160	65.42	175,500	2.87
10.	Others PROMOTERS	0	0	5,949,500	97.13
	<b>Total</b>	45,358,286	74.98	6,125,000	100

**Total number of shareholders (promoters)**

30

**(b) \*SHARE HOLDING PATTERN - Public/Other than promoters**

S. No.	Category	Equity		Preference	
		Number of shares	Percentage	Number of shares	Percentage
1.	Individual/Hindu Undivided Family				
	(i) Indian	5,548,774	9.17	0	0
	(ii) Non-resident Indian (NRI)	40,954	0.07	0	0
	(iii) Foreign national (other than NRI)	0	0	0	0
2.	Government				
	(i) Central Government	0	0	0	0
	(ii) State Government	0	0	0	0
	(iii) Government companies	0	0	0	0
3.	Insurance companies	0	0	0	0



4.	Banks	0	0	0	0
5.	Financial institutions	0	0	0	0
6.	Foreign institutional investors	300,231	0.5	0	0
7.	Mutual funds	1,822,931	3.01	0	0
8.	Venture capital	0	0	0	0
9.	Body corporate (not mentioned above)	7,292,732	12.05	0	0
10.	Others INCLUDES IEPF 135142	135,142	0.22	0	0
	<b>Total</b>	15,140,764	25.02	0	0

**Total number of shareholders (other than promoters)**

14,712

**Total number of shareholders (Promoters+Public/  
Other than promoters)**

14,742

**(c) \*Details of Foreign institutional investors' (FIIs) holding shares of the company**

2

Name of the FII	Address	Date of Incorporation	Country of Incorporation	Number of shares held	% of shares held
COPTHALL MAURITIUS	JP Morgan Chase Bank N.A, INDIA			231	0
UNIVERSAL GOLDEN F	ICICI BANK LTD SMS DEPT 1ST FLO			300,000	

## **VII. \*NUMBER OF PROMOTERS, MEMBERS, DEBENTURE HOLDERS (Details, Promoters, Members (other than promoters), Debenture holders)**

Details	At the beginning of the year	At the end of the year
Promoters	33	30
Members (other than promoters)	13,530	14,712
Debenture holders	0	0

## **VIII. DETAILS OF DIRECTORS AND KEY MANAGERIAL PERSONNEL**

**(A) \*Composition of Board of Directors**













Category	Number of directors at the beginning of the year		Number of directors at the end of the year		Percentage of shares held by directors as at the end of year	
	Executive	Non-executive	Executive	Non-executive	Executive	Non-executive
<b>A. Promoter</b>	2	1	2	1	0.16	0

<b>B. Non-Promoter</b>	1	7	1	7	0	0
(i) Non-Independent	1	1	1	1	0	0
(ii) Independent	0	6	0	6	0	0
<b>C. Nominee Directors representing</b>	0	0	0	0	0	0
(i) Banks & FIs	0	0	0	0	0	0
(ii) Investing institutions	0	0	0	0	0	0
(iii) Government	0	0	0	0	0	0
(iv) Small share holders	0	0	0	0	0	0
(v) Others	0	0	0	0	0	0
Total	3	8	3	8	0.16	0

Number of Directors and Key managerial personnel (who is not director) as on the financial year end date

13

**(B) (i) \*Details of directors and Key managerial personnel as on the closure of financial year**

Name	DIN/PAN	Designation	Number of equity share(s) held	Date of cessation (after closure of financial year : If any)
SHRI ADITYA VARDH. 	00149717	Whole-time director	12,500	
SHRI MANISH GOENKA 	00363093	Whole-time director	87,000	
SMT RICHA AGARWAL 	01505726	Director	1,500	
SHRI SUNDARAM BAI 	02849971	Director	0	01/04/2024
SHRI HARI MOHAN M 	00855466	Director	0	01/04/2024
SHRI JUGAL KISHORI 	00920819	Director	0	01/04/2024
SHRI AMIT KIRAN DE 	02107792	Director	0	
SHRI SUMIT BANERJI 	00213826	Director	0	
SMT. MAMTA BINANI	00462925	Director	0	
SHRI PITAMBER SHA 	00363356	Director	0	
SHRI VIVEK CHAWLA 	02696336	Whole-time director	0	
SHRI MUKESH KUMAR 	ACYPA7837M	CFO	0	
SHRI DEBENDRA BAN 	AJUPB5431H	Company Secretary	0	

**(ii) Particulars of change in director(s) and Key managerial personnel during the year**

0

Name	DIN/PAN	Designation at the beginning / during the financial year	Date of appointment/ change in designation/ cessation	Nature of change (Appointment/ Change in designation/ Cessation)

**IX. MEETINGS OF MEMBERS/CLASS OF MEMBERS/BOARD/COMMITTEES OF THE BOARD OF DIRECTORS****A. MEMBERS/CLASS /REQUISITIONED/NCLT/COURT CONVENED MEETINGS**

Number of meetings held

1

Type of meeting	Date of meeting	Total Number of Members entitled to attend meeting	Attendance	
			Number of members attended	% of total shareholding
ANNUAL GENERAL MEETING	12/09/2023	13,612	92	75.07

**B. BOARD MEETINGS**

\*Number of meetings held

4

S. No.	Date of meeting	Total Number of directors associated as on the date of meeting	Attendance	
			Number of directors attended	% of attendance
1	26/05/2023	11	11	100
2	09/08/2023	11	11	100
3	01/11/2023	11	11	100
4	06/02/2024	11	11	100

**C. COMMITTEE MEETINGS**

Number of meetings held

14

S. No.	Type of meeting	Date of meeting	Total Number of Members as on the date of the meeting	Attendance	
				Number of members attended	% of attendance
1	AUDIT COMMITTEE	26/05/2023	5	5	100
2	AUDIT COMMITTEE	09/08/2023	5	5	100
3	AUDIT COMMITTEE	01/11/2023	5	5	100
4	AUDIT COMMITTEE	06/02/2024	5	5	100

S. No.	Type of meeting	Date of meeting	Total Number of Members as on the date of the meeting	Attendance	
				Number of members attended	% of attendance
5	NOMINATION	26/05/2023	4	4	100
6	NOMINATION	09/08/2023	4	4	100
7	NOMINATION	06/02/2024	4	4	100
8	STAKEHOLDER	13/10/2023	4	4	100
9	STAKEHOLDER	27/02/2024	4	4	100
10	STAKEHOLDER	29/03/2024	4	3	75

**D. \*ATTENDANCE OF DIRECTORS**

S. No.	Name of the director	Board Meetings			Committee Meetings			Whether attended AGM held on
		Number of Meetings which director was entitled to attend	Number of Meetings attended	% of attendance	Number of Meetings which director was entitled to attend	Number of Meetings attended	% of attendance	
								(Y/N/NA)
1	SHRI ADITYA	4	4	100	1	1	100	
2	SHRI MANISH	4	4	100	4	4	100	
3	SMT RICH A	4	4	100	1	1	100	
4	SHRI SUNDAR	4	4	100	8	8	100	
5	SHRI HARI M	4	4	100	14	14	100	
6	SHRI JUGAL I	4	4	100	10	10	100	
7	SHRI AMIT KI	4	4	100	8	8	100	
8	SHRI SUMIT B	4	4	100	6	6	100	
9	SMT. MAMTA	4	4	100	2	2	100	
10	SHRI PITAMB	4	4	100	4	3	75	
11	SHRI VIVEK C	4	4	100	6	6	100	

**X. \*REMUNERATION OF DIRECTORS AND KEY MANAGERIAL PERSONNEL**

☐ Nil

Number of Managing Director, Whole-time Directors and/or Manager whose remuneration details to be entered

3

S. No.	Name	Designation	Gross Salary	Commission	Stock Option/ Sweat equity	Others	Total Amount
1	SHRI ADITYA VARMA	EXECUTIVE CHAIRMAN	18,000,000	0	0	20,160,000	38,160,000
2	SHRI MANISH GOEL	VICE -CHAIRMAN	16,619,355	0	0	18,594,323	35,213,678
3	SHRI VIVEK CHAWLA	WHOLE TIME DIRECTOR	23,112,000	0	0	45,601,320	68,713,320
	Total		57,731,355	0	0	84,355,643	142,086,998

Number of CEO, CFO and Company secretary whose remuneration details to be entered

2

S. No.	Name	Designation	Gross Salary	Commission	Stock Option/ Sweat equity	Others	Total Amount
1	SHRI MUKESH KULSHASTRA	AVP - FINANCE	3,220,608	0	0	3,878,257	7,098,865
2	SHRI DEBENDRA KUMAR	COMPANY SECRETARY	1,500,609	0	0	1,713,174	3,213,783
	Total		4,721,217	0	0	5,591,431	10,312,648

Number of other directors whose remuneration details to be entered

8

S. No.	Name	Designation	Gross Salary	Commission	Stock Option/ Sweat equity	Others	Total Amount
1	SMT. RICHA AGARWAL	NON EXECUTIVE DIRECTOR	0	0	0	180,000	180,000
2	SHRI SUNDARAM	INDEPENDENT DIRECTOR	0	0	0	320,000	320,000
3	SHRI HARI MOHAN	INDEPENDENT DIRECTOR	0	0	0	440,000	440,000
4	SHRI JUGAL KISHORE	INDEPENDENT DIRECTOR	0	0	0	360,000	360,000
5	SHRI AMIT KIRAN	INDEPENDENT DIRECTOR	0	0	0	320,000	320,000
6	SHRI SUMIT BANEJA	INDEPENDENT DIRECTOR	0	0	0	280,000	280,000
7	SMT. MAMTA BINA	INDEPENDENT DIRECTOR	0	0	0	200,000	200,000
8	SHRI PITAMBER SINGH	NON EXECUTIVE DIRECTOR	0	0	0	10,000,000	10,000,000
	Total		0	0	0	12,100,000	12,100,000

#### XI. MATTERS RELATED TO CERTIFICATION OF COMPLIANCES AND DISCLOSURES

\* A. Whether the company has made compliances and disclosures in respect of applicable provisions of the Companies Act, 2013 during the year ☒ Yes ☐ No

B. If No, give reasons/observations

**XII. PENALTY AND PUNISHMENT - DETAILS THEREOF**(A) DETAILS OF PENALTIES / PUNISHMENT IMPOSED ON COMPANY/DIRECTORS /OFFICERS ☒ Nil

Name of the company/ directors/ officers	Name of the court/ concerned Authority	Date of Order	Name of the Act and section under which penalised / punished	Details of penalty/ punishment	Details of appeal (if any) including present status

(B) DETAILS OF COMPOUNDING OF OFFENCES ☒ Nil

Name of the company/ directors/ officers	Name of the court/ concerned Authority	Date of Order	Name of the Act and section under which offence committed	Particulars of offence	Amount of compounding (in Rupees)

**XIII. Whether complete list of shareholders, debenture holders has been enclosed as an attachment**☒ Yes ☐ No**XIV. COMPLIANCE OF SUB-SECTION (2) OF SECTION 92, IN CASE OF LISTED COMPANIES**

In case of a listed company or a company having paid up share capital of Ten Crore rupees or more or turnover of Fifty Crore rupees or more, details of company secretary in whole time practice certifying the annual return in Form MGT-8.

Name

MANOJ KUMAR BANTHIA

Whether associate or fellow

☒ Associate ☐ Fellow

Certificate of practice number

7596

**I/We certify that:**

(a) The return states the facts, as they stood on the date of the closure of the financial year aforesaid correctly and adequately.

(b) Unless otherwise expressly stated to the contrary elsewhere in this Return, the Company has complied with all the provisions of the Act during the financial year.

**Declaration**

I am Authorised by the Board of Directors of the company vide resolution no. ...

NIL

dated

01/06/2021

(DD/MM/YYYY) to sign this form and declare that all the requirements of the Companies Act, 2013 and the rules made thereunder in respect of the subject matter of this form and matters incidental thereto have been complied with. I further declare that:

1. Whatever is stated in this form and in the attachments thereto is true, correct and complete and no information material to the subject matter of this form has been suppressed or concealed and is as per the original records maintained by the company.
2. All the required attachments have been completely and legibly attached to this form.

**Note: Attention is also drawn to the provisions of Section 447, section 448 and 449 of the Companies Act, 2013 which provide for punishment for fraud, punishment for false statement and punishment for false evidence respectively.**

To be digitally signed by

Director

DIN of the director

To be digitally signed by

- ☒ Company Secretary  
☐ Company secretary in practice

Membership number

Certificate of practice number

Attachments

- 1. List of share holders, debenture holders
- 2. Approval letter for extension of AGM;
- 3. Copy of MGT-8;
- 4. Optional Attachement(s), if any

Attach

Attach

Attach

Attach

List of attachments

EPML\_SHAREHOLDERS\_LIST\_MGT\_7\_2

epml\_mgt\_7\_23\_24\_committee.pdf

epml\_mgt\_7\_sbo\_declaration.pdf

Remove attachment

Modify

Check Form

Prescrutiny

Submit

**This eForm has been taken on file maintained by the Registrar of Companies through electronic mode and on the basis of statement of correctness given by the company**